

Scaled data based on original data using  
LM-79-08 Approved Method: Electrical and Photometric Measurements of Solid-  
State Lighting Products

Test Report Prepared for  
Cooper Lighting Solutions  
(formerly Eaton)

Brand: McGRAW-EDISON

Report Number: P270099

Luminaire Tested: **GWC-AF-01-LED-E1-SL4-7027-1200-HSS**

Issue Date: 3/3/2020

**Test Information**

Test Method: LM-79-08  
Report Number: P270099  
TEST IS SCALED FROM IESNA LM-79-08 TEST DATA (P24301)  
Test Lab: INNOVATION CENTER P2  
Issue Date: 3/3/2020  
Manufacturer: COOPER LIGHTING SOLUTIONS (FORMERLY EATON)  
Product Line: MCGRAW-EDISON  
Catalog Number: GWC-AF-01-LED-E1-SL4-7027-1200-HSS  
Description: GALLEON WALL LUMINAIRE  
(1) 70 CRI, 2700K, 1200mA LIGHTSQUARE WITH 16 LEDS EACH AND TYPE IV SPILL  
LIGHT ELIMINATOR OPTICS WITH HOUSE SIDE SHIELD  
Light Source: -  
Ballast/Driver: ELECTRONIC DRIVER

**Summary**

Lumens per Lamp: N/A  
Luminaire Lumens: 4833.9 lumens  
Efficiency: N/A  
Efficacy: 72.1 lumens/watt  
Luminous Opening: Rectangular (W 0.5' x L: 0.5' x H: 0')  
IES Classification: Type IV - Short - Semi-Cutoff  
BUG Rating: B0 - U0 - G2

Input Watts (W): 67  
Input Voltage (V): NR  
Input Current (Ain): NR  
Voltage Rise (V): NR  
Power Factor: NR  
Total Harmonic Distortion (THDi): NR  
Frequency (hertz): 60  
Stabilization Time: NR  
Operation Time: NR  
Ambient Temperature (°C): NR  
Test Distance: 25 FT

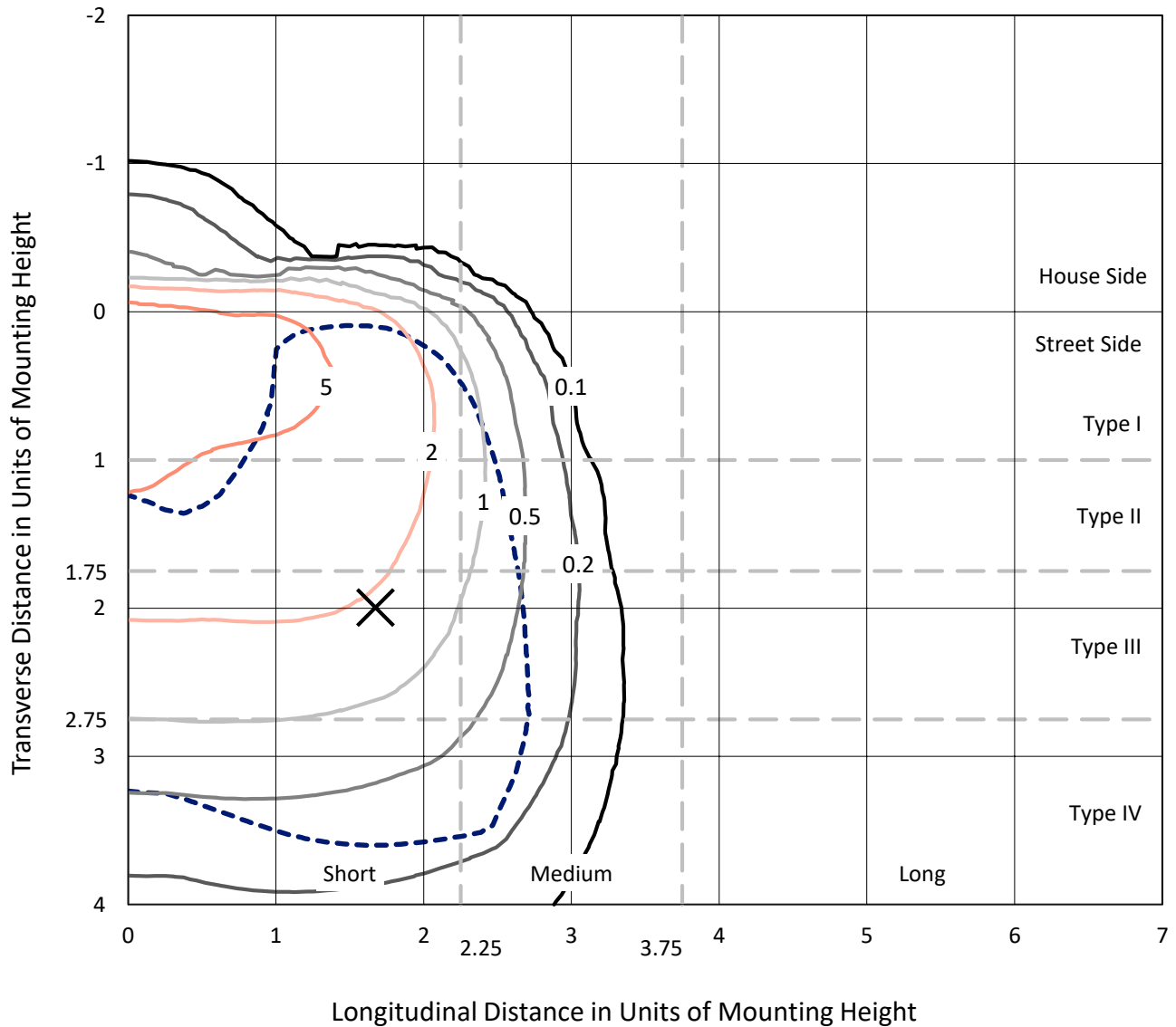


REPORT NUMBER: P270099

CATALOG NUMBER: GWC-AF-01-LED-E1-SL4-7027-1200-HSS

### Iso-Footcandle Lines of Horizontal Illumination

✕ Max cd  
 - - - 1/2 Max cd

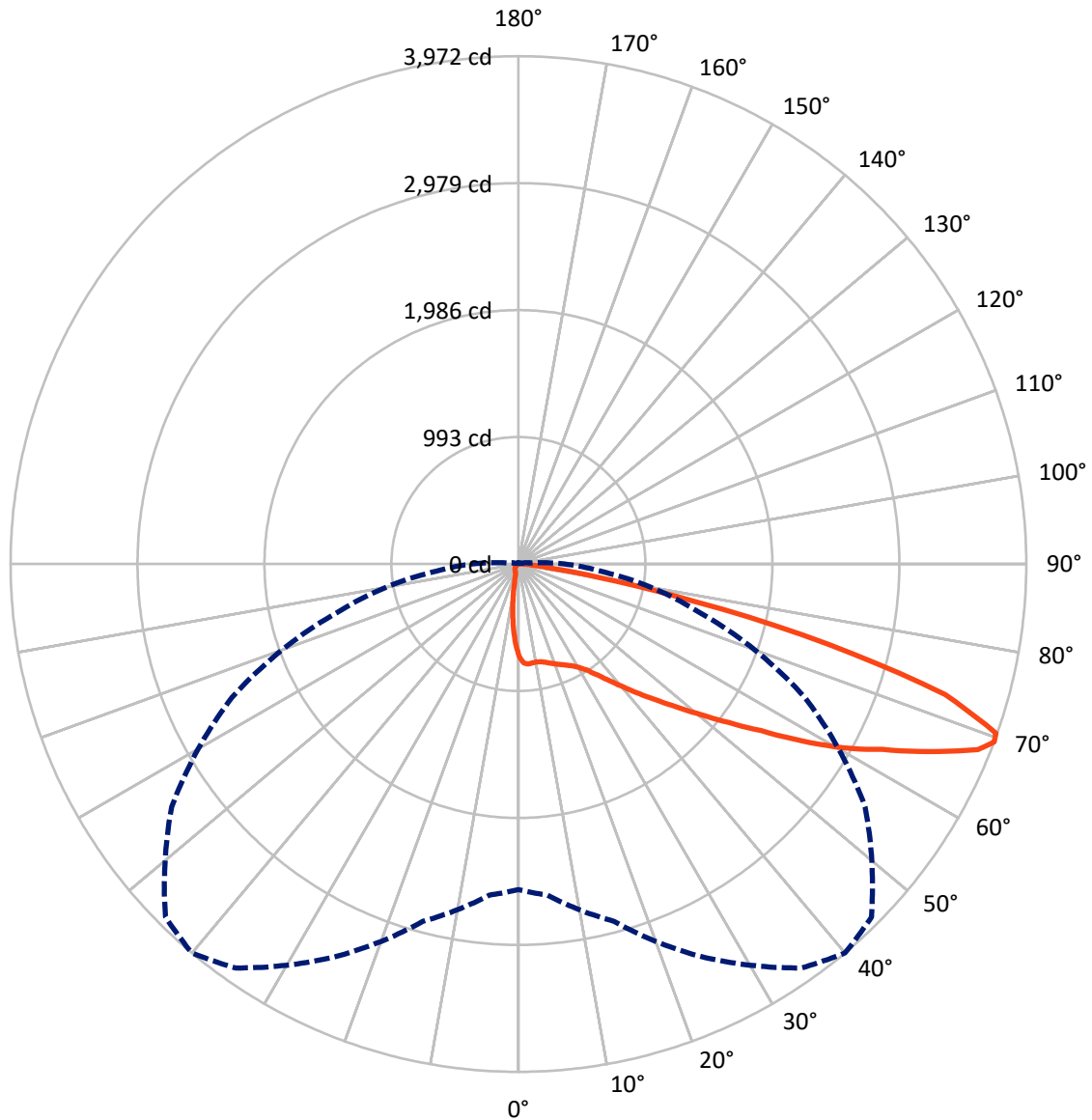


Based on 10 foot mounting height. Maximum calculated value = 7.9 fc  
 Type IV - Short - Semi-Cutoff

REPORT NUMBER: P270099

CATALOG NUMBER: GWC-AF-01-LED-E1-SL4-7027-1200-HSS

### Luminous Intensity Polar Plot



— Vertical Plane Through 40-Deg Lateral    - - - Horizontal Cone Through 69-Deg Vertical

REPORT NUMBER: P270099

CATALOG NUMBER: GWC-AF-01-LED-E1-SL4-7027-1200-HSS

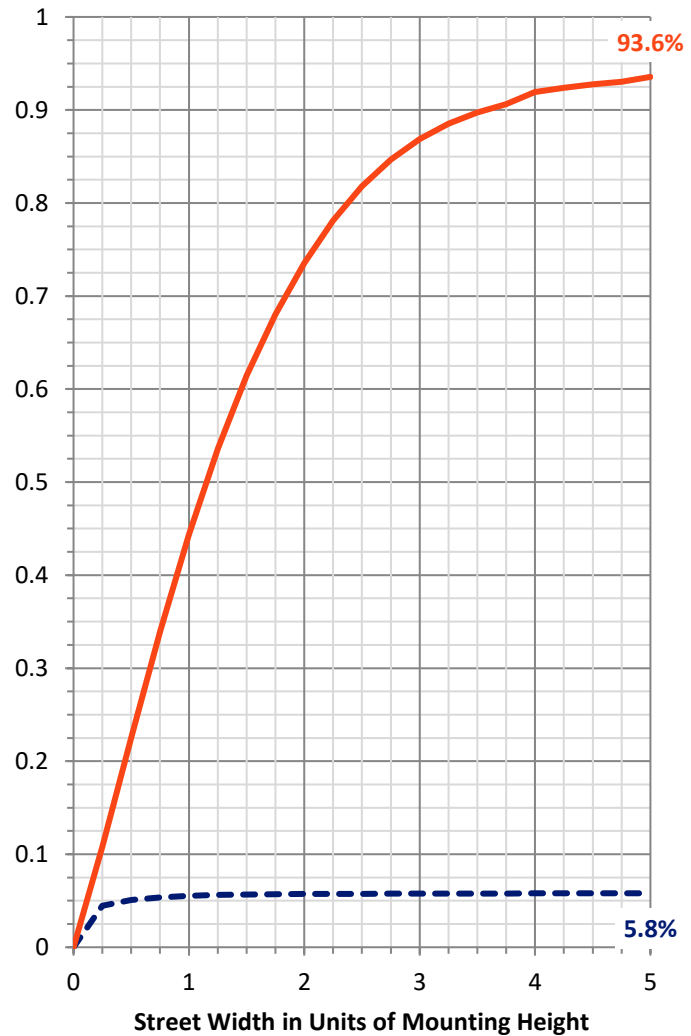
**FLUX DISTRIBUTION:**

		Downward	Upward	Total
<b>House Side</b>	Lumens	282.8	0.0	282.8
	% Fixture	5.9	0.0	5.9
<b>Street Side</b>	Lumens	4551.1	0.0	4551.1
	% Fixture	94.1	0.0	94.1
<b>Total</b>	Lumens	4833.9	0.0	4833.9
	% Fixture	100.0	0.0	100.0

**Coefficient of Utilization**

**ZONAL LUMENS:**

Zone	Lumens	% Fixture
0°-10°	58.6	1.2
10°-20°	144.0	3.0
20°-30°	242.5	5.0
30°-40°	397.1	8.2
40°-50°	687.5	14.2
50°-60°	1082.9	22.4
60°-70°	1414.2	29.3
70°-80°	728.4	15.1
80°-90°	78.8	1.6
90°-100°	0.0	0.0
100°-110°	0.0	0.0
110°-120°	0.0	0.0
120°-130°	0.0	0.0
130°-140°	0.0	0.0
140°-150°	0.0	0.0
150°-160°	0.0	0.0
160°-170°	0.0	0.0
170°-180°	0.0	0.0
0°-90°	4833.9	100.0
0°-180°	4833.9	100.0



--- HS    — SS

REPORT NUMBER: P270099

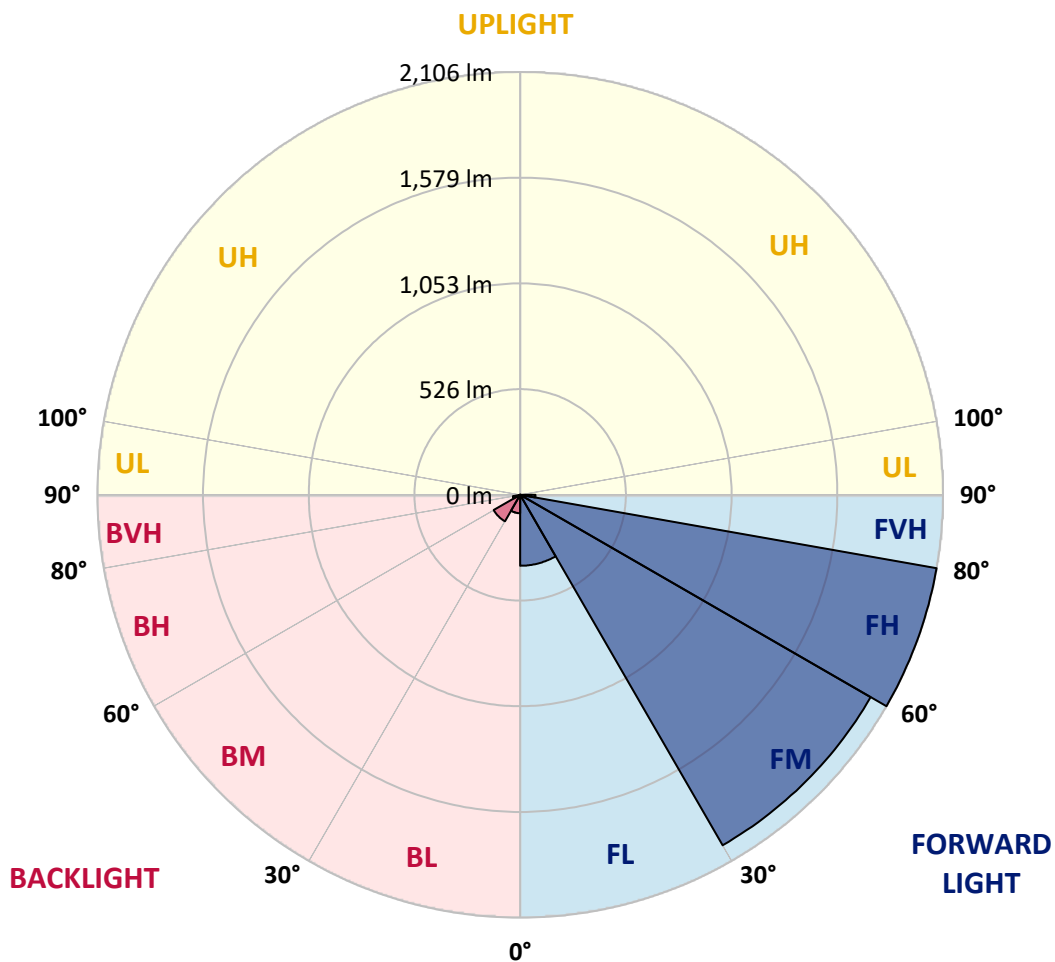
CATALOG NUMBER: GWC-AF-01-LED-E1-SL4-7027-1200-HSS

**LUMINAIRE CLASSIFICATION SYSTEM LUMEN TABLE AND BUG RATING:**

Zone		Lumens	% Fixture	Zone Rating/Lumen Limit		
				B	U	G
FL	(0°-30°)	353.5	7.3			
FM	(30°-60°)	2015.4	41.7			
FH	(60°-80°)	2105.8	43.6			G2/5000
FVH	(80°-90°)	76.3	1.6			G1/100
BL	(0°-30°)	91.6	1.9	B0/110		
BM	(30°-60°)	152.0	3.1	B0/220		
BH	(60°-80°)	36.7	0.8	B0/110		G0/110
BVH	(80°-90°)	2.5	0.1			G0/10
UL	(90°-100°)	0.0	0.0		U0/0	
UH	(100°-180°)	0.0	0.0		U0/0	

**BUG Rating: B0-U0-G2**

Type IV Short





REPORT NUMBER: P270099

CATALOG NUMBER: GWC-AF-01-LED-E1-SL4-7027-1200-HSS

**CANDELA DISTRIBUTION (FULL):**

	0°	5°	15°	25°	35°	40°	45°	55°	65°	75°	85°
0°	722.1	722.1	722.1	722.1	722.1	722.1	722.1	722.1	722.1	722.1	722.1
2.5°	793.0	788.6	786.0	782.6	778.4	774.6	773.2	762.5	752.4	738.6	722.8
5°	807.7	806.2	801.6	797.1	791.9	786.0	782.9	770.2	755.8	735.7	708.1
7.5°	809.1	807.4	801.6	795.4	788.1	781.3	775.8	763.1	749.8	729.4	695.7
10°	806.8	804.8	800.5	793.6	784.6	778.0	772.5	760.5	749.3	730.9	693.4
12.5°	804.2	802.2	800.1	796.8	789.0	784.3	779.8	768.2	758.2	742.6	701.8
15°	806.8	805.7	807.9	806.5	802.2	798.1	793.6	783.1	774.0	761.0	717.1
17.5°	817.7	817.7	824.9	825.8	821.8	815.9	809.4	799.0	791.2	780.4	735.1
20°	843.3	842.5	851.7	853.4	843.7	834.7	824.9	812.3	806.2	799.3	753.0
22.5°	887.3	883.3	888.8	887.1	867.8	854.0	841.9	826.4	823.2	820.1	772.8
25°	944.6	942.3	946.0	929.0	895.1	876.5	862.1	844.5	844.5	847.6	795.4
27.5°	1027.8	1019.1	1006.6	976.5	925.7	901.7	886.2	867.5	872.4	884.2	824.9
30°	1112.9	1103.5	1074.4	1028.3	962.7	937.7	919.6	900.0	911.5	933.1	864.6
32.5°	1197.0	1186.3	1145.2	1087.1	1016.0	991.0	973.4	951.8	971.2	1007.4	922.7
35°	1278.4	1268.9	1221.4	1152.9	1086.8	1066.0	1049.9	1031.3	1056.0	1106.6	1004.8
37.5°	1369.9	1359.6	1301.6	1227.4	1172.7	1157.8	1146.1	1127.3	1170.5	1244.8	1119.0
40°	1482.4	1464.9	1386.9	1313.0	1272.4	1265.2	1257.1	1254.5	1321.6	1424.3	1271.2
42.5°	1611.3	1582.5	1476.0	1403.0	1381.7	1386.9	1384.8	1396.3	1510.6	1647.6	1456.5
45°	1740.2	1703.0	1575.3	1499.1	1502.0	1520.1	1531.3	1577.3	1747.5	1903.6	1655.8
47.5°	1849.5	1813.0	1670.6	1603.0	1637.4	1673.2	1703.6	1790.9	1990.7	2155.7	1811.0
50°	1943.0	1908.5	1771.5	1717.1	1794.9	1852.4	1901.9	2031.1	2252.6	2347.5	1919.8
52.5°	2019.7	1996.6	1876.4	1848.1	1974.7	2059.0	2131.5	2286.3	2484.5	2503.6	2004.4
55°	2094.1	2077.7	1988.8	2003.8	2185.8	2300.6	2392.5	2557.0	2684.2	2633.7	2085.5
57.5°	2179.9	2164.9	2117.1	2201.1	2463.5	2608.0	2708.1	2797.0	2860.1	2766.5	2162.0
60°	2267.3	2258.7	2259.9	2420.4	2782.3	2921.1	2976.3	2999.4	3032.7	2891.7	2166.4
62.5°	2350.8	2367.1	2423.0	2664.5	3087.6	3194.1	3222.0	3244.8	3205.6	2911.5	2001.5
65°	2492.0	2518.8	2652.0	2990.9	3423.4	3537.4	3566.2	3488.2	3232.9	2654.9	1628.0
67.5°	2561.1	2610.0	2847.6	3295.4	3749.1	3875.8	3865.0	3504.0	2901.2	2024.4	1044.7
69°	2546.7	2598.8	2892.9	3388.7	3857.3	3972.2	3904.6	3310.3	2471.7	1466.6	641.3
70°	2489.7	2542.4	2869.5	3385.2	3871.2	3962.1	3831.4	3071.2	2089.7	1072.3	401.1
72.5°	2079.1	2124.6	2547.6	3059.7	3566.2	3492.2	3205.3	2127.8	1018.3	292.0	90.3
75°	1279.9	1305.1	1828.0	2305.1	2693.5	2503.6	2135.6	1058.6	303.5	82.6	50.0
77.5°	676.2	687.7	1000.7	1358.7	1707.4	1412.8	1094.5	412.9	139.8	51.8	36.3
80°	399.7	408.3	539.0	621.2	738.9	617.2	437.7	253.5	100.2	32.5	32.2
82.5°	228.8	234.2	390.8	345.3	291.2	248.7	217.7	240.2	60.1	21.9	33.4
85°	84.1	85.2	219.8	262.8	173.2	103.0	108.2	199.2	16.1	13.8	26.1
87.5°	39.2	38.3	113.1	160.8	101.3	65.3	84.4	43.7	6.4	8.9	7.3
90°	0.0	0.0	0.0	0.0	0.0	0.0	0.0	0.0	0.0	0.0	0.0



REPORT NUMBER: P270099

CATALOG NUMBER: GWC-AF-01-LED-E1-SL4-7027-1200-HSS

**CANDELA DISTRIBUTION (continued):**

	90°	95°	105°	115°	125°	135°	145°	155°	165°	175°	180°
0°	722.1	722.1	722.1	722.1	722.1	722.1	722.1	722.1	722.1	722.1	722.1
2.5°	713.6	702.9	683.7	663.8	643.6	628.1	612.9	600.8	596.7	589.2	589.8
5°	691.7	672.1	631.9	591.0	548.4	513.3	480.2	453.5	440.5	427.2	427.2
7.5°	672.7	644.3	581.2	514.7	445.9	388.2	336.1	297.0	275.3	258.1	257.8
10°	665.6	626.9	539.0	443.7	347.8	269.0	207.1	167.5	147.1	133.8	133.2
12.5°	668.7	620.9	506.5	378.1	257.8	172.9	120.0	94.3	85.8	81.7	81.7
15°	677.9	619.2	473.9	314.0	182.2	108.2	79.7	72.8	72.2	72.2	72.2
17.5°	689.1	619.8	440.5	251.4	124.0	77.3	68.8	67.9	68.5	68.5	68.5
20°	700.7	620.1	404.6	193.7	87.5	67.4	64.8	64.4	65.0	65.0	65.3
22.5°	714.8	621.4	368.6	144.7	72.2	63.6	61.5	61.5	61.8	61.8	61.5
25°	730.9	624.3	331.1	107.3	65.9	61.0	59.2	58.9	59.2	58.9	58.7
27.5°	751.0	628.4	289.4	84.1	63.0	58.4	57.0	57.0	56.6	56.4	56.1
30°	776.3	633.0	242.5	71.4	60.1	56.1	54.7	54.4	54.2	53.5	53.5
32.5°	814.9	643.1	196.3	64.8	57.0	53.0	51.8	51.8	51.2	50.7	50.4
35°	874.1	662.9	154.8	60.7	53.5	49.5	48.1	48.1	47.4	47.2	46.9
37.5°	956.2	693.1	120.3	57.0	50.0	45.7	44.3	44.0	43.4	42.8	42.6
40°	1065.2	730.6	94.7	53.5	46.6	42.0	40.8	40.3	39.2	38.3	38.3
42.5°	1202.1	773.2	76.8	49.8	42.6	38.6	37.7	36.8	34.9	34.0	33.7
45°	1345.5	811.4	65.0	45.5	38.6	35.1	34.6	33.1	30.5	29.6	29.6
47.5°	1448.7	820.3	57.2	41.4	34.9	31.4	31.1	28.5	26.1	25.6	25.2
50°	1513.2	802.7	50.9	37.5	31.4	27.8	27.0	23.9	22.5	21.9	21.6
52.5°	1556.6	771.4	45.7	34.0	28.2	24.7	22.7	20.5	19.3	18.7	18.7
55°	1591.4	727.1	40.5	30.8	25.6	22.2	19.3	17.5	16.4	15.8	15.8
57.5°	1601.2	667.0	35.4	28.2	23.1	19.6	16.4	15.3	13.8	13.5	13.5
60°	1530.2	558.5	31.4	25.0	20.8	17.0	14.4	12.9	11.5	11.2	10.9
62.5°	1342.9	432.2	27.6	22.2	18.1	14.6	12.3	10.6	9.4	9.4	9.4
65°	1024.2	289.7	24.3	19.3	15.8	12.3	10.6	8.6	8.1	8.1	8.3
67.5°	613.2	157.7	20.8	16.4	13.5	10.3	8.9	7.5	7.3	7.5	7.5
69°	359.4	92.6	18.7	14.6	11.8	9.2	7.8	6.6	7.3	7.5	7.5
70°	221.8	62.4	17.2	13.2	10.6	8.3	7.3	6.4	6.9	7.3	7.3
72.5°	61.8	32.2	13.8	10.3	8.6	6.9	5.7	5.7	6.6	6.9	6.9
75°	40.3	23.9	10.6	7.8	6.6	5.5	4.9	5.5	6.4	6.6	6.6
77.5°	33.4	19.6	8.6	6.4	5.5	5.2	4.7	4.9	5.7	6.1	6.1
80°	30.5	13.8	6.9	5.7	4.9	4.7	4.3	4.0	5.2	5.5	5.5
82.5°	29.0	10.9	6.1	5.2	4.7	4.0	3.8	4.0	4.7	4.9	5.2
85°	18.1	7.3	5.5	4.9	4.0	3.8	3.8	3.8	4.3	4.7	4.7
87.5°	6.6	5.7	4.9	4.0	3.5	3.5	3.5	3.5	3.8	4.3	4.3
90°	0.0	0.0	0.0	0.0	0.0	0.0	0.0	0.0	0.0	0.0	0.0

(END OF REPORT)